





## EM-SF-K3921-NX

Barebone – Small Industrial solution

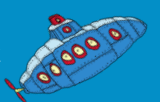


### SPECIFICATION

Chassis	Dimension (W x L x H): 147 x 161 x 45 mm
	Colour: Black / Silver on request (min. 20 pcs)
	Material: galvanized pre-coated metal sheet
	Active / passive cooling
Drive bays and internal positions	1x M.2 SSD PCIe Gen3x2
	MB: 147 x 140 mm, mini-STX (Kontron K3921-Nx/H1)
Front panel	Power button with LED backlight
	1x USB 3.x, 1x USB 3.x Type-C
Rear panel	4x USB 3.x, 2x DisplayPort V1.4a + USB Type-C Alt mode
	2x COM (optional)
	1x GbE LAN + 1x 2,5GbE LAN
Mounting options	Wallmounts
	VESA holders
	DIN clip kit optional
	Other customizations (min. 20pcs)




ALL PRODUCT SPECIFICATIONS ARE SUBJECT TO CHANGE WITHOUT NOTICE.





**KONTRON K3921-NX**

INDUSTRIAL MOTHERBOARD



Supported Memory	Up to 32 GB, DDR5 SO-DIMM, non-ECC
CPU options	N1: Intel Processor N50 (2C/6W) SoC
	N2: Intel Processor N97 (4C/12W) SoC
	N4: Intel Processor N200 (4C/6W) SoC
	N6: Intel Core i3 N305 (8C/15W) SoC
I/O Interface	3x USB 2.0, 5x USB 3.x, 1x USB 3.2Gen1 Type-C
	1x M.2 Key-M (PCIe x2 Gen3/NVMe), 1x M.2 Key-E (WLAN/Bluetooth/PCIe & CNVi support)
	1x GbE LAN + 1x 2,5GbE LAN, incl. Teaming
	Dual Channel LVDS (24 bit) and eDP V1.4b
	8 Bit GPIO & HD Audio onboard
	2x DisplayPort V1.4a + USB Type-C Alt mode (DPoC)
	1x SATA 6G
	DualRange internal/external DC input (12V / 19-28V) PowerDelivery Sink Mode (20V DC-in - USB-C)
2x RS-232 support onboard (1x incl. RS485/422)	
Product features	Intel integrated iTPM V2.0
	HW Watchdog onboard

ALL PRODUCT SPECIFICATIONS ARE SUBJECT TO CHANGE WITHOUT NOTICE.

